

POLONIA RESERVE UPGRADE PLAYSPACE AND LANDSCAPE CONCEPT 31 January 2022 Rev A

LANDSCAPE CONCEPT PLANS

| | |
|------------|--|
| 21061 SK00 | LOCATION PLAN |
| 21061 SK01 | DESIGN IDEATION |
| 21061 SK02 | DESIGN IDEATION |
| 21061 SK03 | OVERALL SITE PLAN |
| 21061 SK04 | PLAYSPACE AND LANDSCAPE CONCEPT |
| 21061 SK05 | PLAY EQUIPMENT PALETTE |
| 21061 SK06 | MATERIALS AND RESERVE FACILITIES PALETTE |



SITE HISTORY

Historically, Polonia Reserve is located on the alluvial floodplains of the Karawirraparri, River Torrens. The area, better known as Mikawomma, was used by the indigenous peoples for hunting and picking fruit and vegetables. More recently the use and cultural links are suggested in the reserve's name, Polonia Reserve. 'Polish Diaspora' Reserve (English translation) has been a significant meeting point for the Polish Community since the 1940s when the World War Two migrants came to Adelaide. In 1950, the site became home to the Croydon King's Football Club. The club's Polish ethnic background made the site the perfect meeting place for the Polish community. Almost two decades later, the reserve hosted the first biennial Adelaide Polish Harvest Festival, 'Dozynki' which showcases all aspects of Polish culture and language. The symbol of the Dozynki Festival is the Weiniec (harvest wreath), shaped like a dome crown and decorated with ribbons and flowers.

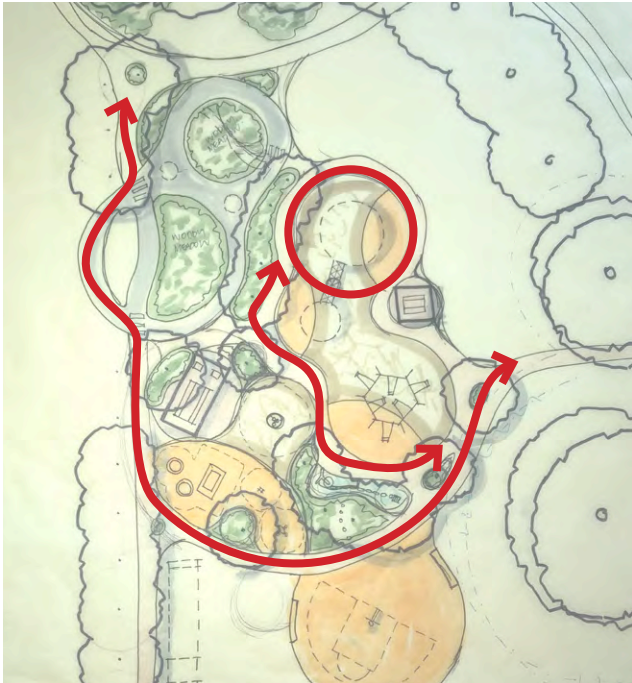
DESIGN IDEATION

Inspired by the site's history of food, gathering, sharing, and of course football (soccer), the new reserve design celebrates these cultural connections. The catalyst for the playspace layout was inspired by the Croydon King's Football club logo which depicts the Mermaid of Warsaw holding a soccer ball. The symbolic form of the dome crown and soccer ball have been repeated through the reserve play elements and facilities. Like the Weiniec, the playspace is decorated with flowers on its surface patterns and woody meadows. The inclusion of a long table under the main shelter provides a long picnic table for gathering, celebrating and sharing. This ideation has also been echoed in the play equipment selections, many of which involve multiple users and/or cooperation.

The play equipment and reserve facilities also respond to the priorities of the community as highlighted during the community consultation. Ball sports, sliding, a rolling and riding track, climbing, swinging, themed play, jumping and nature play were the most popular play experiences requested by the community during the consultation. All of these elements have been considered and included within the reserve design (refer to SK04 for equipment selections). Further to this the reserve facilities most desired included toilets, shelter, natural shade, community events BBQs and seating. These priorities have also been catered for with the reserve's main picnic shelter, multiple other bespoke shelters, different seating options, new tree planting and toilet located in the Woody Meadow.



Croydon King's Football Club logo



Reserve sketch concept design



Weiniec (harvest wreath)

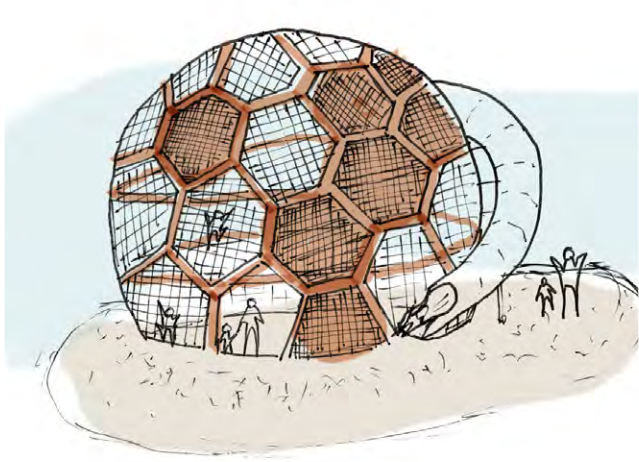
EVOLUTION OF THE DOME

As you move through the reserve the geometry of the dome evolves from simple to complex forms.


A simple turf mound greets you in the centre of the learn to ride track providing a more challenging play experience for the track users and a supervision point for guardians. The simplified form of the Wienec is resonated in the toilet roof, arbor and play cubby in the Woody Meadows. As you move into the heart of the playspace, the large climbing domes sit proudly as an abstracted form of a soccer ball. And finally, as you approach the ball and bocce courts, the complex geometry of the geodesic dome forms the sculptural shelters and screening around the court edges.



Dome cubby and arbor form



Main climbing dome




Shelters around basketball court



Wienec shaped like the dome crown



Abstracted soccer ball geometry



Geodesic dome (Louvre in Abu Dhabi)






LEGEND

- | | | | | | |
|--|------------------------------------|--|---------------------------------|--|--|
| | SITE BOUNDARY | | EXISTING TREES | | NEW CONCRETE PATH WITH ARTWORK (MIN 1.5m WIDE) |
| | NEW TREES | | EXISTING PLANTING | | COMPACTED RUBBLE |
| | AMENITY PLANTING | | WOODY MEADOW PLANTING | | BITUMEN LEARN TO RIDE TRACK |
| | WSUD PLANTING AND RAIN GARDENS | | DETENTION BASIN (680m³ STORAGE) | | ORGANIC MULCH |
| | IRRIGATED TURF AND KICK ABOUT AREA | | DRY LAND TURF | | SOFTFALL MULCH |
| | | | | | RUBBER SOFTFALL |
| | | | | | 3 ON 3 BASKETBALL COURT |
| | | | | | BENCH SEAT |
| | | | | | CONCRETE SEATING WALL |
| | | | | | PICNIC SETTING |
| | | | | | SEATING ROCKS |
| | | | | | DOUBLE BURNER BBQ |
| | | | | | BIN (DUAL GENERAL WASTE AND RECYCLING) |
| | | | | | DRINK FOUNTAIN |
-
- | | |
|---|---|
| ① | CUSTOM CLIMBING DOMES WITH ROPE BRIDGE AND SLIDES |
| ② | MULTI WAY SWING WITH TODDLER SEAT AND ALL ABILITIES SEAT |
| ③ | ACCESSIBLE CAROUSEL |
| ④ | JUNIOR ROCKER |
| ⑤ | 4 WAY ROCKER |
| ⑥ | ACCESSIBLE IN GROUND TRAMPOLINES |
| ⑦ | WATER PUMP AND PEBBLE LINED WATER RILL WITH WEIR |
| ⑧ | NATURE PLAY IN MULCH |
| ⑨ | STEEL DOME CUBBY |
| ⑩ | STEEL DOME ARBOR WITH CLIMBING PLANTS |
| ⑪ | DOMES SHELTERS WITH ANTI-CLIMB CLADDING AND SEATING WALLS |
| ⑫ | BOCCE COURT |
| ⑬ | LONG PICNIC TABLE |
| ⑭ | TOILET (2 UNISEX ACCESS TOILETS WITH TIMBER SCREEN AIRLOCK AND DOME ROOF) |
| ⑮ | CURVED SHELTERS |
| ⑯ | OPPORTUNITY FOR RESERVE SIGNAGE |
| ⑰ | ON STREET PARALLEL PARKING |
| ⑱ | AT GRADE DISABLED CAR PARK |
| ⑲ | RAIN GARDEN |
| ⑳ | 370m OUTER LOOP RUNNING TRACK |
| ㉑ | FENCE TO SOUTH ROAD BOUNDARY |

NOTE: THIS PLAN IS FOR LANDSCAPE REFERENCE ONLY, FOR STORMWATER REQUIREMENTS, REFER TO SOUTHFRONT'S 'POLONIA RESERVE DEVELOPMENT STORMWATER ASSESSMENT' 21022-2A/TR/TR





Multi level custom climbing dome with rope tunnel and slides



Climbing net opportunities inside dome



Accessible carousel



Learn to ride track



Multi way swing set



Four way playground rocker



Accessible in ground trampolines



Water play



Steel dome cubby



Nature play elements in mulch



Bocce court



3 on 3 basketball court with acrylic surface



Concrete paths



Irrigated turf and kick about area



Flower patterns and artwork sandblasted onto concrete paths



Toilet with round timber look screen



Woody meadow



Rain gardens for storm water filtration



Detention basin planting for storm water filtration



Seating rocks in paving



Custom curved shelter



Long picnic table



Accessible double burner BBQ



Concrete seating walls